




espresso&charge 6in1

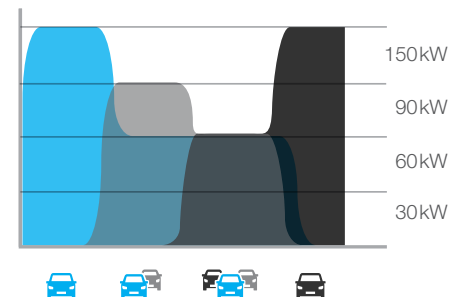
Ready for all cars, trucks and busses

espresso&charge allows for parallel charging at 4 outputs with up to 150kW DC and 65kW AC. It supports all existing fastcharging standards with up to 1000V. Thanks to the OCPP-compatibility, all common payment- and access solutions are easily integrable and allow ideal charging i.e. on motorways or in fleet applications.



Dynamic power management

espresso&charge intelligently adjusts the output power while parallel charging, so that all connected 4 vehicles are optimally catered for at the same time. This so-called “dynamic DC-power splitting” is available optionally.



Modular DC-power

Expendable & flexible: the DC output is scalable by adding more power modules to adjust to specific market needs. The standard version offers 60kW DC + 65kW AC. espresso&charge is upgradeable up to 6 outlets in the front and the rear, so that even cars in corresponding parking spots can be charged at the same time.





Super fastcharging for everybody

espresso&charge, like the 20kW fastchargers move&charge und coffee&charge, complies with the highest safety & quality standards. The chargers are developed for demanding daily use in rough conditions and still easily and intuitively operated. For example, the users can easily select their language preference. As all EVTEC products, espresso&charge was developed and produced in Switzerland.






- parallel charging of up to 4 cars
- remote access & service
- lowers grid impact by load management
- upgradeable to 150kW DC power

EVTEC AG

Phone: +41 41 260 88 38


E-Mail: evtec@evtec.ch

Web: www.evtec.ch


Technical Specifications				
Input AC	Grid connection	AC 3 - phase + N + PE		
	Input voltage range	400V _{AC} +/- 10%		
	Nominal input current 3 x 32A	3 x 32A _{AC} - 3 x 300 A		
	Input frequency	45 - 65Hz		
AC Output Connector	AC Plug	IEC 62196 Mode 3, Type 2		
	Plug Nominal AC output power	43kW		
	Nominal AC output voltage	400V _{AC}		
	Nominal AC output current	3 x 63A _{AC}		
	Safety	- Residual current operated device (type B) - Overcurrent circuit protection - Earth monitoring		
AC Output Socket	AC Socket	IEC 62196 Mode 3, Type 2		
	Socket Nominal AC output power (option) Nominal AC output voltage	22kW 400V _{AC}		
	Nominal AC output current	3 x 32A _{AC}		
	Safety	- Residual current operated device (type B) - Overcurrent circuit protection - Earth monitoring		
DC Output	DC Plug	Plug 1	Plug 2	Plug 3
				
		CCS IEC 62196-3	CHAdeMO JEVS G105	Type 2 DC IEC 62196
	Maximum DC Output power	20kW - 150kW		
	DC Output voltage range	170 - 940V _{DC} (under load: 50 - 940 V _{DC})		
	Maximum DC Output current	50 - 400A _{DC}		
	Power factor (50% load)	> 0.99		
	Efficiency	93% at full load		
	Safety	- Short circuit protected output - Overcurrent circuit breaker - Overvoltage protection - Low-voltage protection - Insulation protection - Grounding protection		
	General	Operating temperature	-20°C to +45°C	
		Storage temperature	-40°C to +85°C	
		Relative humidity	5% to 95% (without condensation)	
		Protection	IP 54 (indoor / outdoor use)	
Dimensions (B x H x T)		1000 x 870 x 2000mm		
Standards	Mass	350 - 500kg (depending on version)		
	Electrical safety (xFC1)	IEC 61851-1, IEC 61439-2		
	EMV	EN 61000-6-1, -2, -3, 4, EN 61000-3-2		
	CHAdeMO	Rev. 0.9.1 (certified), Rev. 1.2 (compatible)		
	Combined Charging System (CCS)	DIN 70121 (interoperability test BMW, VW, GM) ISO 15118 Plug IEC 62196-3		
Options	Backend Interface	Payment by smartphone		
	Access/payment systems	RFID Authentication		
	Remote management	OCPP 1.5, OCPP 1.6 (JSON / SOAP)		
	Fixation	Steel construction for foundation opt2020 Surface mounting kit		
	Adaptor	Adaptor Cable Type 2 Socket - Type 1 Connector Adaptor Cable Type 2 Socket - Tesla Roadster		
Connectivity	Ethernet, GSM / GPRS / UMTS or Powerline			

the &chargefamily: www.andcharge.com




 **espresso&charge**
Up to 150kW DC + 65kW AC charging for all vehicles. Charges up to four cars at the same time.



 **cappuccino&charge**
Two times 25kW DC, including dynamic load management and a color display, allow easy and fast charging of all EV's.



 **coffee&charge**
Quick and easy charging with up to 20kW DC + 22kW AC. Billing and bi-directional charging possible.



 **move&charge**
Plug&play 20kW DC + optional 22kW AC charging. For fleet operators, repair shops and spontaneous use.



 **sospeso&charge**
With the 10kW DC charger, your EV can easily be connected to your house or business.